

# Fiddlehead Resources Corp.

(TSXV:FHR)

## Investor Presentation

Producing Canadian Upstream Assets

September 2024



**FIDDLEHEAD**

Private & Confidential



# Disclaimers

## Disclaimer to Investors

This presentation has been prepared by management of Fiddlehead Resources Corp. ("Fiddlehead", or "the Company") for information purposes only. This presentation is not an offering document and does not constitute an offer to sell, or a solicitation of an offer to buy, any securities of the Company by any person in any jurisdiction in which it is unlawful for such person to make such an offer or solicitation. This presentation is not, and in no circumstances is to be construed as, a prospectus, an advertisement, or a public offering of securities, and this presentation does not contain all of the information that would normally appear in a prospectus under Canadian securities laws. The information presented herein is not intended to provide, and must not be relied on for, accounting, legal, regulatory, tax, business, financial or related advice or investment recommendations. No person providing any information herein is acting as fiduciary or advisor with respect to such information. Any unauthorized use of this presentation is strictly prohibited. Distribution or copying of this presentation, in whole or in part in any medium, to any person other than the prospective investor is prohibited without the prior written consent of the Company. All currency references herein are in Canadian dollars, unless otherwise specified.

You must consult with your own advisors as to the legal, regulatory, tax, business, financial, investment and other aspects of the information. No representation or warranty, express or implied, is made as to the fairness, accuracy, completeness or correctness of the information, opinions and conclusions contained in this presentation. Each prospective investor should perform and rely on its own investigation and analysis of the Company and the terms of any offering of the securities, including the merits and risks involved, and are advised to seek their own professional advice on the legal, financial and taxation consequences of making an investment in the Company. Any estimates, projections or opinions contained herein necessarily involve significant elements of subjective judgement, analysis and assumption and each recipient should satisfy itself in relation to such matters. The securities are highly speculative. Prospective investors acknowledge that they are not relying upon the Agents to conduct any due diligence investigation on their behalf regarding the offering, the offered securities or the Company's business, management, financial position, condition or prospects and that the Agents do not make any representation or warranty as to, or assume any responsibility or liability of any nature whatsoever for, the accuracy or adequacy of any of the information contained herein.

This presentation and any information contained herein constitute confidential information of the Company and may not be distributed to third parties and/or copied and/or amended in any manner whatsoever. The information contained in these slides and made to you verbally and any other information provided to you (in writing or otherwise) in connection with the Company and its business is subject to updating, completion, revision, verification and amendment without notice which may result in material changes. The information contained in this presentation should not be assumed to have been updated at any time subsequent to the date shown on the cover hereof. No securities commission or similar authority in Canada, the United States or elsewhere has reviewed or in any way passed upon this presentation and any representation to the contrary is an offence.

## Cautionary Note Regarding Forward-Looking Statements

This presentation contains certain statements that may be "forward-looking statements" or "forward-looking information" within the meaning of applicable Canadian securities laws. Forward-looking statements are statements that are not historical facts and are often, but not always, identified using words or phrases such as "expects", "plans", "anticipates", "intends", "estimates", "estimated", "projects", "potential", "budgets" and similar expressions, or stating that certain actions, events or conditions "will", "would", "may", "might", "could" or "should" occur to be achieved or other similar expressions, or stating that certain actions, events or conditions "will", "would", "may", "might", "could" or "should" occur to be achieved or other similar terminology. By their nature, forward-looking statements are subject to a variety of factors that could cause actual results to differ materially from the results suggested by the forward-looking statements. Additionally, the forward-looking statements require the Company to make assumptions and are subject to inherent risks and uncertainties. Except for statements of historical fact, certain information contained herein constitutes forward-looking statements which include management's assessment of future plans and operations and are based on current internal expectations, estimates, projections, assumptions and beliefs, which may prove to be incorrect.

The forward-looking statements and information included in this presentation are expressly qualified in their entirety by this cautionary statement. Readers are cautioned not to place undue reliance on the forward-looking statements, as there can be no assurance that the plans, intentions or expectations upon which they are based will occur. By their nature, forward-looking statements involve numerous assumptions, as well as known and unknown risks and uncertainties, both general to the industry as a whole and specific to the Company and its proposed investments and strategies, that contribute to the possibility that the predictions, forecasts, projections and other forward-looking statements will not occur and which may cause the Company's actual performance and financial results in future periods to differ materially from any estimates or projections of future performance or results expressed or implied by the forward-looking statements contained herein. These assumptions, risks and uncertainties include but are not limited to, among other things: political, social and economic conditions, the ability to expand into global markets, the successful implementation of projects, continuance of the go forward management team's position with the Company, the impact of changes in applicable laws and regulations in Canada and worldwide, the results of continued development, marketing and sales, the ability to successfully implement strategic initiatives and whether such initiatives yield the expected benefits and results, activities of competitors and others, fluctuations in currency and interest rates, credit risks, marketing margins, disruption or unexpected technical difficulties in developing assets, the Company's ability to generate sufficient cash flow from operations to meet its current and future obligations, the Company's ability to access external sources of debt and equity capital, and other risks and uncertainties described from time to time in the reports and filings made by the Company with securities regulatory authorities or otherwise. Readers are cautioned that the foregoing list of important factors is not exhaustive. Additionally, there can be no assurance that such statements will prove to be accurate, as actual results and future events could differ materially from those anticipated in such statements. Accordingly, readers should not place undue reliance on forward-looking statements. The forward-looking statements and information contained in this presentation are made as of the date of this presentation, and the Company does not undertake any obligation to update publicly or to revise any of the included forward-looking statements or information, whether as a result of new information, change in management's estimates or opinions, future circumstances or events or otherwise, except as expressly required by applicable securities laws.

## Future-Oriented Financial Information

Financial outlook and future-oriented financial information contained in this presentation about prospective financial performance or financial position is based on assumptions about future events, including any economic conditions and proposed courses of action, based on management's assessment of the relevant information currently available. Readers are cautioned that any such financial outlook and future-oriented financial information contained herein should not be used for purposes other than for which it is disclosed herein. The prospective financial information included in this presentation has been prepared by, and is the responsibility of, management and has been approved by management as of the date hereof. The Company and management believe that prospective financial information has been prepared on a reasonable basis, reflecting the best estimates and judgments, and represent, to the best of management's knowledge and opinion, the Company's expected course of action. However, because this information is highly subjective, it should not be relied on as necessarily indicative of future results. The Company believes that its financial analyses must be considered as a whole and that selecting portions of its analyses and the factors considered by it, without considering all factors and analyses together, could create a misleading view of the process underlying such financial analyses. The preparation of any financial forecast is complex and is not necessarily susceptible to partial analysis or summary description and any attempt to do so could lead to undue emphasis on any particular factor or analysis.

Forward-looking statements, financial outlook and future-oriented financial information contained in this presentation are made as at the date of this presentation and we disclaim any intent or obligation to update or to revise any of the included forward-looking statements, financial outlook or future-oriented financial information whether as a result of new information, future events or otherwise, except as may be required by applicable securities laws.

## Non-IFRS Measures

EBITDA is a non-IFRS measure used by management that does not have any prescribed meaning by IFRS and that may not be comparable to similar measures presented by other companies. The Company defines EBITDA as earnings before interest, taxes, depreciation and amortization. The Company believes this non-IFRS measure is a useful metric to evaluate its core operating performance and uses this measure to provide shareholders and others with supplemental measures of its operating performance. The Company also believes that securities analysts, investors and other interested parties, frequently use EBITDA in the evaluation of companies, many of which present similar metrics when reporting their results.

## Third Party Information

This presentation includes market and industry data which was obtained from various publicly available sources and other sources believed by the Company to be true. Although the Company believes it to be reliable, the Company has not independently verified any of the data from third-party sources referred to in this presentation, or analyzed or verified the underlying reports relied upon or referred to by such sources, or ascertained the underlying assumptions relied upon by such sources. The Company does not make any representation as to the accuracy of such information.

## United States Securities Laws

This presentation does not constitute an offer to sell or the solicitation of an offer to buy, nor shall there be any sale of the securities in any jurisdiction in which such offer, solicitation or sale would be unlawful prior to registration or qualification under the securities laws of such jurisdiction. The Company's securities have not been and will not be registered under the United States Securities Act of 1933, as amended (the "U.S. Securities Act"), or any state securities laws and may not be offered or sold within the United States or to, or for the account or benefit of, "U.S. persons" as such term is defined in Regulation S under the U.S. Securities Act, unless an exemption from such registration is available.



# Corporate Highlights



## Producing Assets and Land Positions in Cardium Fairway

- Undeveloped land position of 25,496 hectares (gross) / 14,213 hectares (net) and developed land position of 19,136 hectares (gross) / 11,227 hectares (net)
- Average working interest of approximately 77% of producing wells (all land is held by production with no expiries)
- Infrastructure has available capacity to handle growth production




## Significant Reserves & Substantial Resource Development Upside

- Significant remaining reserves of PDP NPV<sub>10%</sub> \$34.5 million and proved and probable (2P) NPV<sub>10%</sub> \$69.2 million<sup>(1)</sup>
- 50+ low-risk, development well drilling locations identified from existing acreage, many on existing well pads in defined Cardium fairway
- Multi-well drilling campaign expected to commence in 2024 following the closing of the Acquisition, for an initial 2 Cardium horizontal wells, ramping to 4 horizontal wells per year



## Compelling Acquisition Opportunity

- Fiddlehead will acquire strategically positioned assets with strong risk adjusted cash flow and significant commodity price upside
- Attractive acquisition multiple of 2.24x net operating income (NOI) (estimated annualized Q2 2024), based on the estimated \$20.9 million adjusted purchase price<sup>(2)</sup>



## Strong Cash Flow and Production with Development Upside

- Stable low decline, average working interest production of approximately 1,750 boe/d (estimated Q2 2024)<sup>(2)</sup>
- Free funds flow driven by low decline cash flow, and has liquids focused drilling upside
- High working interest and operatorship in Assets by the Company ensures control over optimizing operating costs and capital expenditure schedule to control operating costs and grow margins



## Acquisition Strategy of Upstream Assets

- Capitalize on the opportunity to consolidate assets in the identified fairway, starting with this initial Acquisition with 1,750 boe/d of low decline, high netback production at a low cash flow multiple<sup>(2)</sup>
- Pursue pipeline of accretive acquisition opportunities in the Western Canadian Sedimentary Basin area



## Highly Experienced Leadership Team, Supported by Industry Renowned Board of Directors

- Fiddlehead team has experience in the identified fairway, has worked on similar transactions, and has meaningful subject matter expertise in the focus basins
- Industry renowned board of directors, including founding members of Crescent Point Energy (ex-COO, Neil Smith, and Director, Greg Turnbull) and ex-President of Long Run Exploration (Dale Miller)
- Deep understanding of commodity marketing and will manage the product sales portfolio to mitigate downside risk, while capitalizing on the long-term upside potential in commodity prices

(1) Source: GLJ Strachan/South Ferrier reserve report effective Dec. 31, 2023

(2) All metrics as of the announcement press release dated May 29, 2024



# Completion of Transformational Acquisition<sup>(1)</sup>

(in C\$ millions, unless stated otherwise)

## Transaction Overview

- Fiddlehead has acquired the South Ferrier, Strachan area assets, located in Alberta (“**Assets**”) from a senior Canadian producer
- Total cash consideration of \$20.9MM
- Undeveloped land position of 25,496 hectares (gross) / 14,213 hectares (net)
- Developed land position of 19,136 hectares (gross) / 11,227 hectares (net)
- Average working interest production of 1,750 boe/d
- PDP<sub>10%</sub> \$34.5MM; 1P<sub>10%</sub> \$50.9MM; 2P<sub>10%</sub> \$69.2MM<sup>(2)(3)</sup>
- Low liabilities of \$15.5MM (undiscounted)

## Acquisition Metrics<sup>(1)</sup>

	Acquisition	Acquisition Metrics
<b>Purchase Price</b>		<b>\$22.5MM</b>
<b>Adjusted Acquisition Price</b>		<b>\$20.9MM</b>
Production (Est. Q2 2024)	1,750 boe/d	\$11,942 per boe/d
NOI (Est. Q2 2024 Annualized)	\$9.3MM	2.24x
NOI (Est. Exit 2024 Annualized)	\$17.0MM	1.23x
NOI (Est. Exit 2025 Annualized)	\$32.7MM	0.64x
<b>Reserves (Working Interest)<sup>(3)</sup></b>		
Proved Dev. Producing (PDP)	3.7 MMboe	\$5.69 / boe
Total Proved (1P)	5.8 MMboe	\$3.57 / boe
Total Proved plus Probable (2P)	7.9 MMboe	\$2.63 / boe
PDP NPV <sub>10%</sub>	\$34.5MM	0.61x
1P NPV <sub>10%</sub>	\$50.9MM	0.41x
2P NPV <sub>10%</sub>	\$69.2MM	0.30x

## Transaction Timeline

### May 2024

Announce definitive agreement for Acquisition and \$25MM financing

### August 2024

Closing of underwritten equity financing

### September 2024

- Funding and closing of Acquisition, and satisfaction of equity financing's escrow release conditions
- Listing on the TSXV

(1) All metrics as of the announcement press release dated May 29, 2024

(2) For the year ended Dec. 31, 2023

(3) Source: Strachan/South Ferrier reserve report effective Dec. 31, 2023, prepared by GLJ



# Acquisition Assets Overview

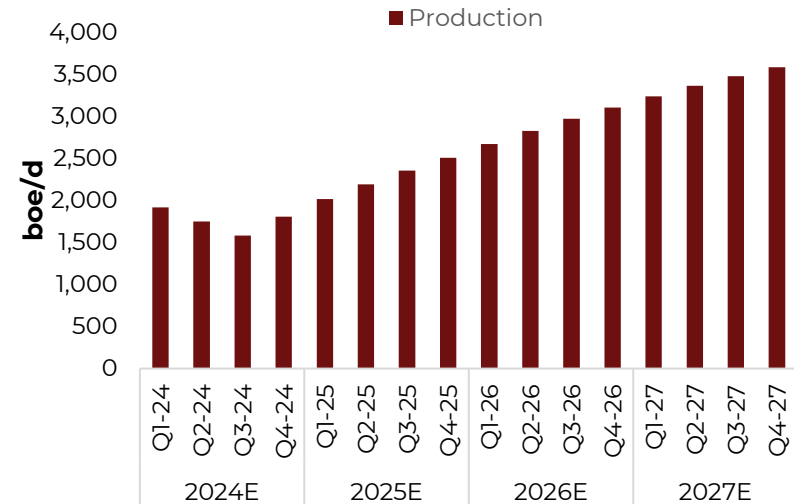
## Establishing an Initial Strategic Position

- Fiddlehead has secured assets producing 1,750 boe/d<sup>(1)</sup> in the heart of the Foothills Cardium fairway near Sylvan Lake, Alberta
- 77% average working interest of producing wells

## Buying at Value, with Upside

- \$20.9MM Acquisition purchase price; 0.61x of PDP NPV<sub>10%</sub><sup>(2)</sup>; and 2.24x NOI (estimated Q2 2024 annualized)
- Free funds flow driven by low decline cash flow, and has liquids focused drilling upside
- 50+ low risk, development well locations identified from existing acreage, many on existing well pads in defined Cardium fairway
- Ownership and operatorship of all required infrastructure, ensuring quick production tie-ins and control of operating costs

## Operating Summary



## Reserves Volumes & Values<sup>(2)</sup>

Reserves Category	Company Interest Reserves						Pre-Tax NPV		
	Oil	Gas	Condensate	Liquids	Total	Gas	5%	10%	15%
	Mbbl	MMcf	Mbbl	Mbbl	Mboe	Weighting	\$MM	\$MM	\$MM
Proved Dev. Producing	144	15,325	3	975	3,676	69.5%	\$39.7	\$34.5	\$30.3
Proved Undeveloped	585	6,887	0	438	2,171	52.9%	\$23.6	\$16.4	\$11.6
<b>Total Proved</b>	<b>729</b>	<b>22,212</b>	<b>3</b>	<b>1,414</b>	<b>5,847</b>	<b>63.3%</b>	<b>\$63.3</b>	<b>\$50.9</b>	<b>\$41.9</b>
Probable	209	8,176	1	520	2,093	65.1%	\$27.9	\$18.3	\$12.9
<b>Total Proved plus Probable</b>	<b>938</b>	<b>30,388</b>	<b>4</b>	<b>1,934</b>	<b>7,940</b>	<b>63.8%</b>	<b>\$91.2</b>	<b>\$69.2</b>	<b>\$54.8</b>

(1) Estimated average production Q2 2024

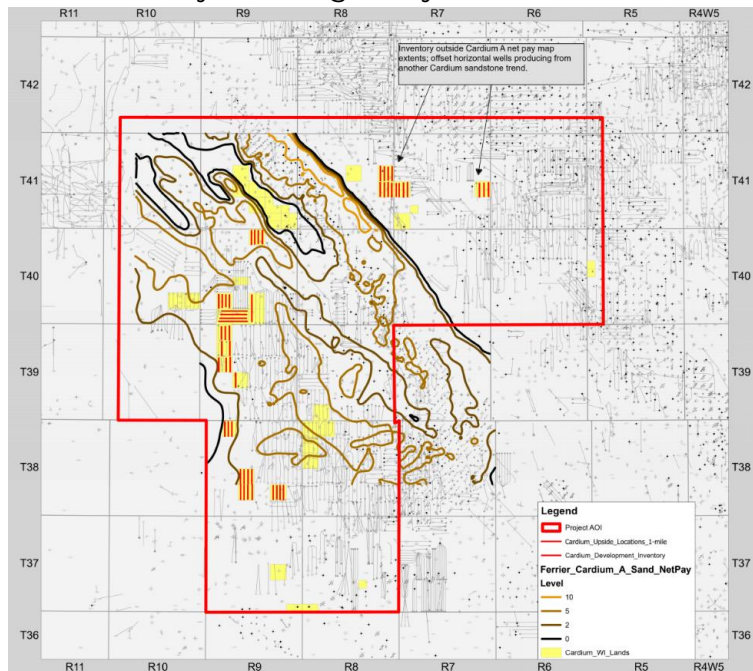
(2) Source: Strachan/South Ferrier reserve report effective Dec. 31, 2023, prepared by GLJ



# Asset Development Upside

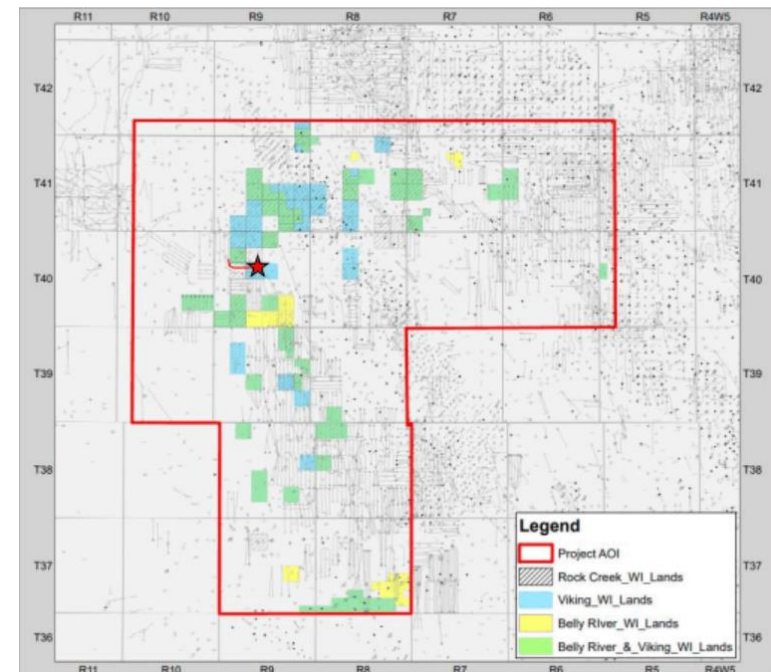
## Cardium Opportunities

- 50+ identified low risk Cardium targets, with work ongoing to evaluate and high grade additional Cardium opportunities
- Wells are approximately 2,000m deep, and one mile long
- All land is held by production with no expiries.
- Regional D/C well costs are ~\$4.5MM gross per well based on a 2-mile lateral leg and 45 frac stages, and \$3.5MM gross per well for 1-mile lateral
- Wells drilled on existing well pads drive capital efficiencies by reducing full cycle F&D costs



## Multi-Zonal Development Opportunities

- Belly River, Falher, Glauconitic, Mannville, Notikewin, Rock Creek, Viking and other zones are prospective on existing acreage
- Significant prospective acreage available
- Infrastructure has available capacity to handle growth



★ New Belly River well on production



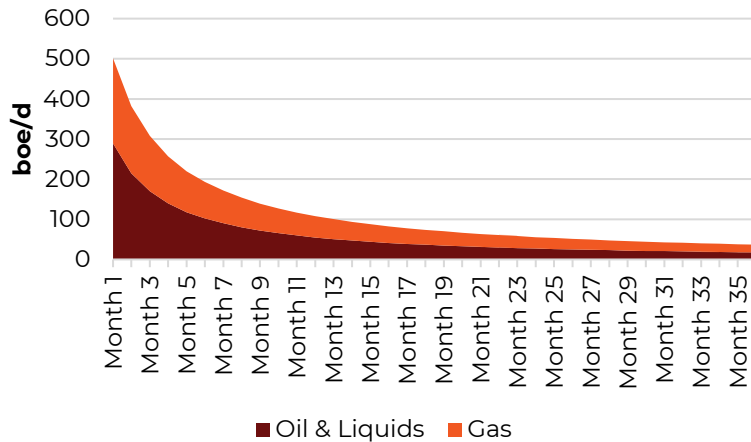
# Cardium Well Economics

(in C\$ millions, unless stated otherwise)

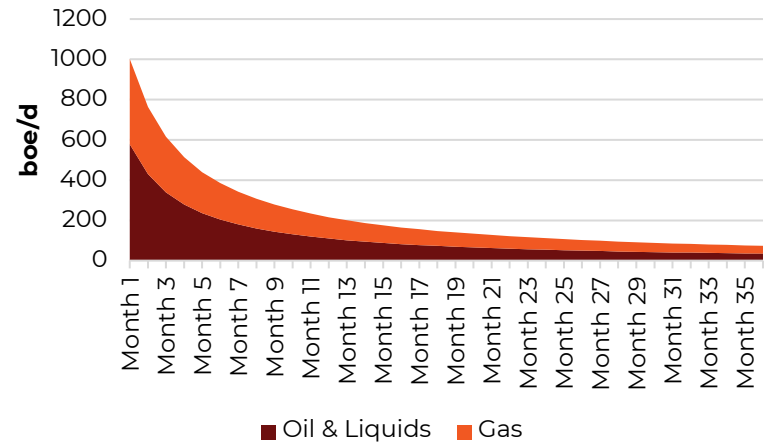
One Mile Hz Cardium			
Type Curve Economics			
Price Forecast		GLJ Price Deck	Mgmt.
		1-Jan-24	Price Deck
DCET Capital (Gross)	(\$M)	3,250	3,250
IP30	(boe/d)	503.8	503.8
EUR (1P)	(Mboe)	217.1	217
NPV10BT	(\$M)	1,938	1,616
Payout	(years)	1.1	1.1
IRR	(%)	94	85
F&D	(\$/boe)	14.97	14.98
Operating Cost	(\$/boe)	9.34	9.34
Operating Netback	(\$/boe)	45.74	46.02
Recycle Ratio		3.1	3.1
P/I undiscounted		2.2	2.0
Liquids Weighting	(%)	47	47

Two Mile Hz Cardium			
Type Curve Economics			
Price Forecast		GLJ Price Deck	Mgmt.
		1-Jan-24	Price Deck
DCET Capital (Gross)	(\$M)	4,500	4,500
IP30	(boe/d)	1,007	1,007
EUR (1P)	(Mboe)	455	455
NPV10BT	(\$M)	5,554	5,742
Payout	(years)	0.6	0.4
IRR	(%)	238	372
F&D	(\$/boe)	9.89	9.89
Operating Cost	(\$/boe)	8.98	8.98
Operating Netback	(\$/boe)	42.48	48.38
Recycle Ratio		4.3	4.9
P/I undiscounted		3.2	3.1
Liquids Weighting	(%)	47	47

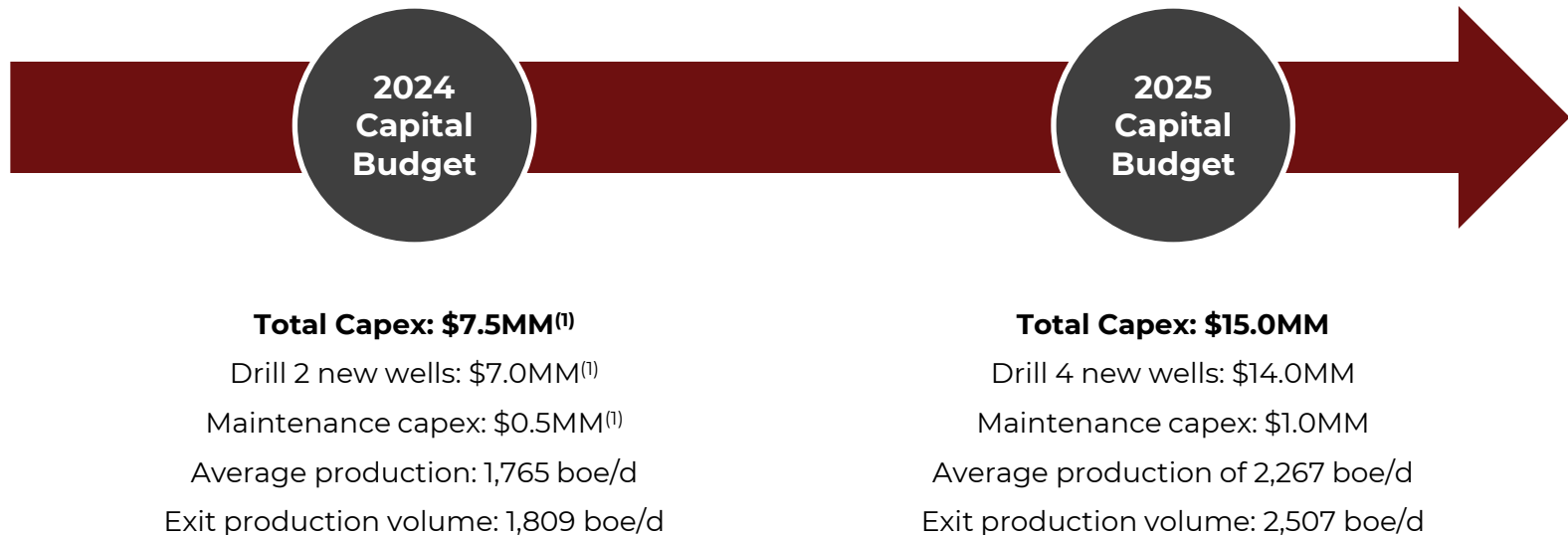
Cardium Type Curve – 1 Mile



Cardium Type Curve – 2 Mile



# Capital Budget



Source: Fiddlehead internal estimates, and Vendor historical figures

(1) Acquisition is expected to close in July 2024 with an effective date of March 1, 2024

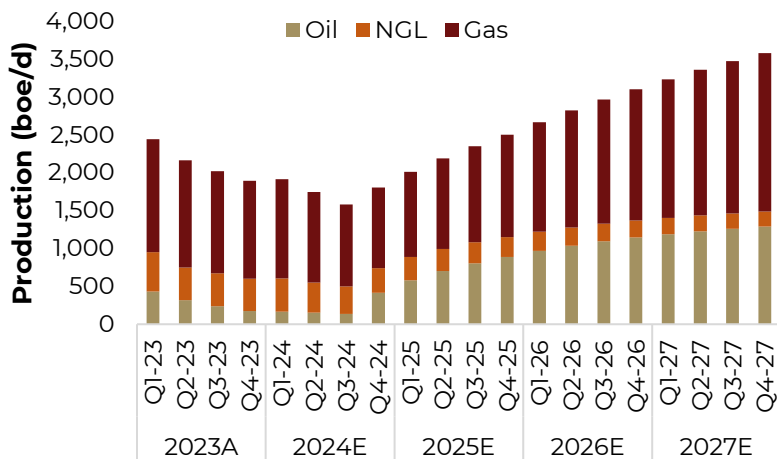




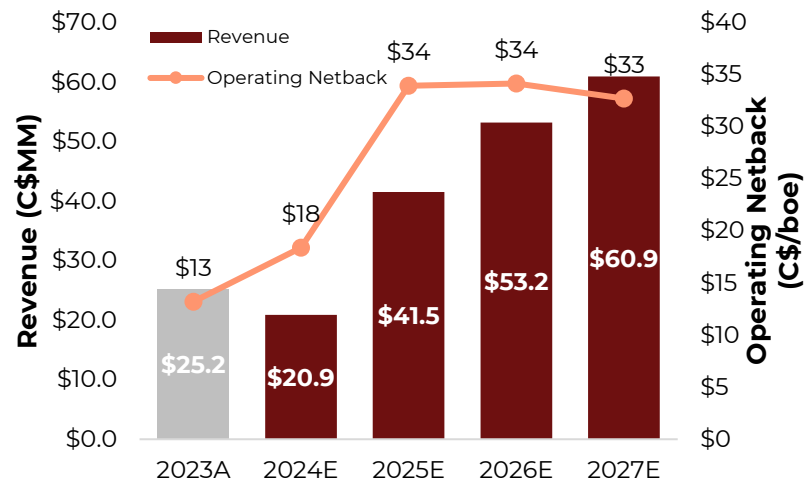
# Financial Highlights<sup>(1)</sup>

(in C\$ millions, unless stated otherwise)

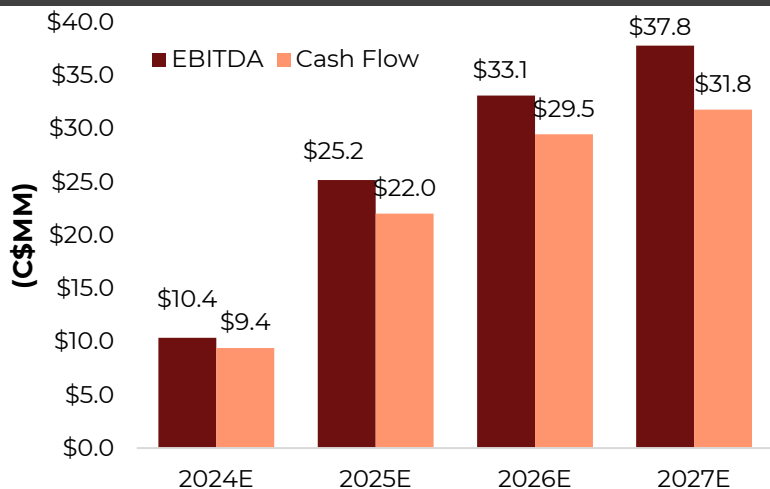
## Production (Working Interest)



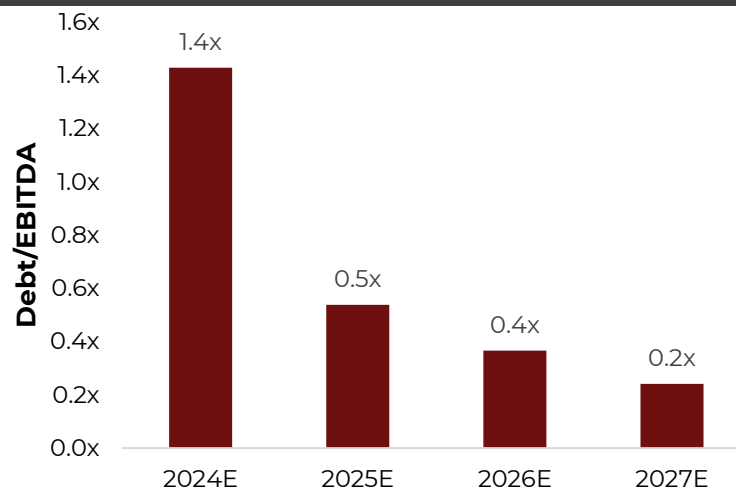
## Revenue & Operating Netback



## EBITDA & Cash Flow



## Debt/EBITDA<sup>(2)</sup>



Source: Fiddlehead internal estimates, and Vendor historical figures

(1) Acquisition is expected to close in July 2024 with an effective date of March 1, 2024

(2) Assumes refinancing in Q4 2025 of the credit facility in connection with the acquisition



# Operating Summary

(in C\$ millions, unless stated otherwise)

		2023A	2024E <sup>(1)</sup>	2025E	2026E	2027E
<b>Price Assumptions</b>						
<b>Average Spot Price</b>						
Average WTI Forward Price	US\$/bbl		\$83.17	\$77.19	\$71.94	\$68.74
Average AECO	\$/GJ		\$2.46	\$3.84	\$4.17	\$4.38
<b>Average Realized Price</b>						
Realized WTI Forward Price	US\$/bbl	\$72.43	\$79.06	\$73.08	\$67.83	\$64.63
Realized AECO	\$/GJ	\$2.61	\$2.46	\$3.84	\$4.17	\$4.38
<b>Average Production (Working Interest)</b>						
Oil and Condensate	bbl/d	290	219	746	1,064	1,244
NGL	bbl/d	455	381	285	237	206
Natural Gas	mcf/d	8,334	6,987	7,420	9,565	11,796
<b>Total Average Production</b>	<b>boe/d</b>	<b>2,134</b>	<b>1,765</b>	<b>2,267</b>	<b>2,895</b>	<b>3,417</b>

Source: Fiddlehead internal estimates, and Vendor historical figures

(1) Acquisition is expected to close in July 2024 with an effective date of March 1, 2024

Private & Confidential



# Financial Summary

(in C\$ millions, unless stated otherwise)

		2023A	2024E	2025E	2026E	2027E
<b>Cash Flow Summary</b>						
<b>Revenue</b>						
Oil and Condensate	\$MM	\$10.3	\$8.5	\$26.9	\$35.6	\$39.6
NGL	\$MM	\$6.8	\$5.6	\$3.9	\$3.0	\$2.5
Natural Gas	\$MM	\$8.0	\$6.0	\$9.9	\$13.9	\$18.0
Other	\$MM	\$0.1	\$0.8	\$0.8	\$0.8	\$0.8
<b>Total Revenue</b>	<b>\$MM</b>	<b>\$25.2</b>	<b>\$20.9</b>	<b>\$41.5</b>	<b>\$53.2</b>	<b>\$60.9</b>
<b>Expenses</b>						
Hedging	\$MM	\$0.0	\$0.7	\$0.0	\$0.0	\$0.0
Royalties	\$MM	(\$5.9)	(\$3.0)	(\$4.9)	(\$6.6)	(\$7.8)
Operating Costs	\$MM	(\$6.3)	(\$6.7)	(\$8.4)	(\$10.5)	(\$12.3)
Transportation Costs	\$MM	(\$2.7)	(\$0.0)	(\$0.0)	(\$0.0)	(\$0.0)
<b>Total Expenses</b>	<b>\$MM</b>	<b>(\$14.9)</b>	<b>(\$9.0)</b>	<b>(\$13.4)</b>	<b>(\$17.1)</b>	<b>(\$20.1)</b>
<b>Net Operating Income</b>	<b>\$MM</b>	<b>\$10.3</b>	<b>\$11.9</b>	<b>\$28.2</b>	<b>\$36.1</b>	<b>\$40.8</b>
G&A	\$MM	-	(\$1.5)	(\$3.0)	(\$3.0)	(\$3.0)
<b>EBITDA</b>	<b>\$MM</b>	<b>-</b>	<b>\$10.4</b>	<b>\$25.2</b>	<b>\$33.1</b>	<b>\$37.8</b>
Taxes	\$MM	-	\$0.0	\$0.0	(\$2.0)	(\$4.7)
<b>DACF</b>	<b>\$MM</b>	<b>-</b>	<b>\$10.4</b>	<b>\$25.2</b>	<b>\$31.1</b>	<b>\$33.1</b>
Interest	\$MM	-	(\$0.9)	(\$3.1)	(\$1.6)	(\$1.3)
<b>Cash Flow</b>	<b>\$MM</b>	<b>-</b>	<b>\$9.4</b>	<b>\$22.0</b>	<b>\$29.5</b>	<b>\$31.8</b>
Capital Expenditures	\$MM	-	(\$7.5)	(\$15.0)	(\$15.0)	(\$15.0)
ARO	\$MM	-	(\$0.5)	(\$1.1)	(\$1.2)	(\$1.3)
<b>Free Cash Flow</b>	<b>\$MM</b>	<b>-</b>	<b>\$1.4</b>	<b>\$5.9</b>	<b>\$13.3</b>	<b>\$15.5</b>
<b>Operating Netback</b>	<b>\$/boe</b>	<b>\$13.21</b>	<b>\$18.41</b>	<b>\$33.93</b>	<b>\$34.15</b>	<b>\$32.71</b>

Source: Fiddlehead internal estimates, and Vendor historical figures  
 (1) Acquisition is expected to close in July 2024 with an effective date of March 1, 2024

Private & Confidential



# Use of Funds & Balance Sheet

(in C\$ millions, unless stated otherwise)

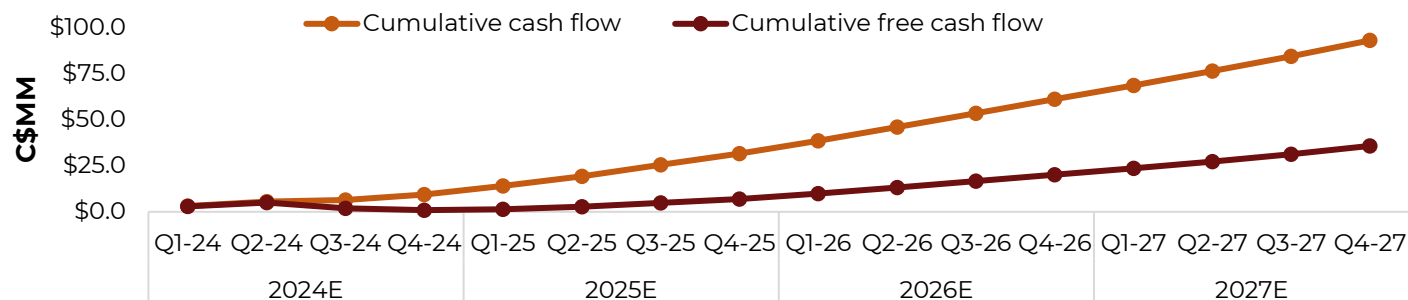
## Capitalization

Financing Price <sup>(1)</sup>	\$0.20
<b>Shares Issued &amp; Outstanding</b>	<b>60.5</b>
Warrants	62.8
Options	0.6
<b>Fully Diluted</b>	<b>123.9</b>
<b>Basic Market Capitalization</b>	<b>\$12.1</b>
Debt	\$13.0
Cash	\$3.7
<b>Enterprise Value</b>	<b>\$21.4</b>

## Select Balance Sheet Items

Working Capital	\$3.7
Debt	\$13.0
<b>Net Debt</b>	<b>\$9.3</b>
<b>Well &amp; Facility Liability</b>	<b>\$15.5</b>
<b>Liability Management Ratio (LMR)</b>	<b>~3.0x</b>

## Cumulative Cash Flow and Free Cash Flow

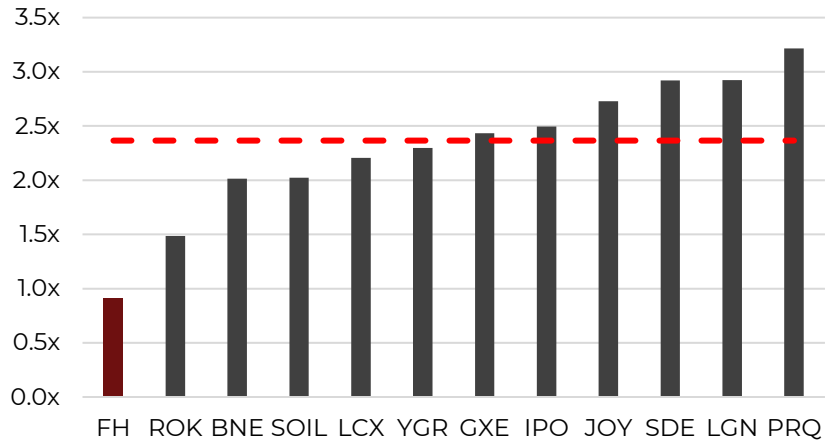


(1) Issue price of the company's latest financing completed on Aug. 29, 2024

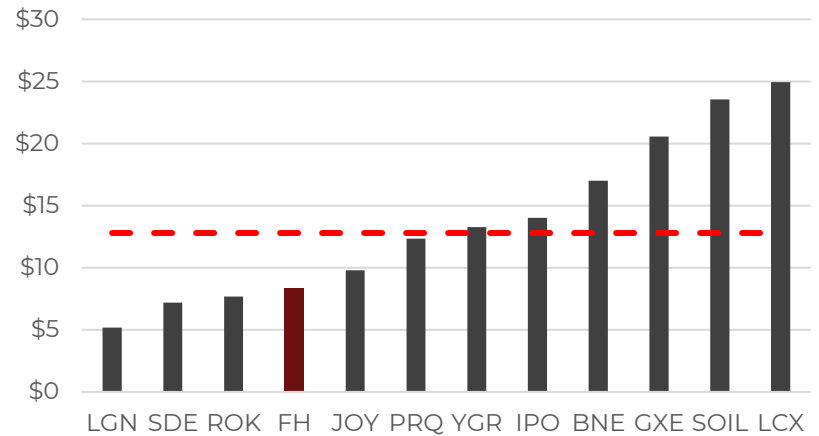
# Attractive Value Proposition

--- Median

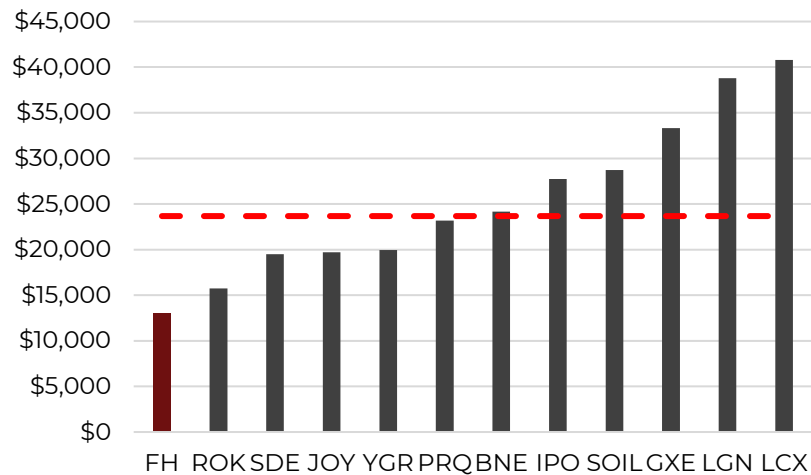
EV/EBITDA 2025E



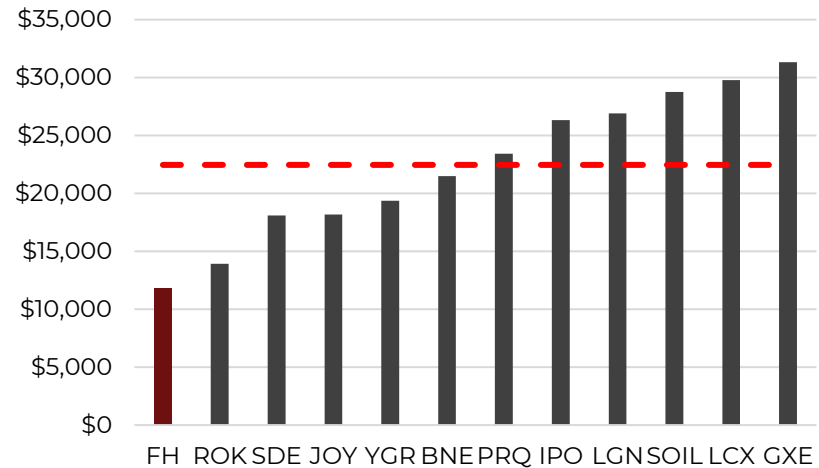
\$/boe PDP



EV/boe/d 2024E



EV/boe/d 2025E



Based on Small Cap companies, see slide 16 – Comparable Companies

# Corporate Overview



**FIDDLEHEAD**

Private & Confidential



# Acquisition Strategy of Upstream Assets

## Strong Cash Flow

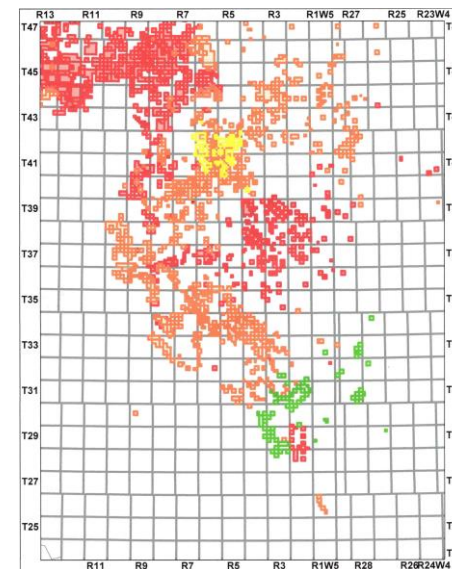
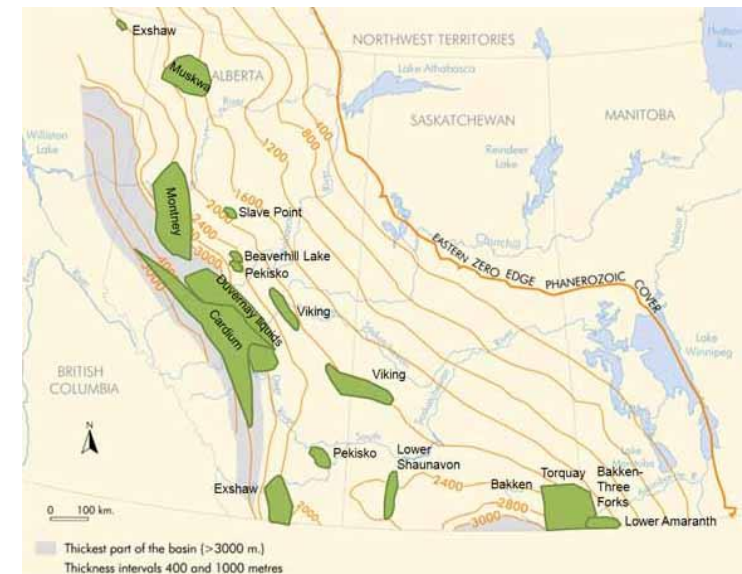
- Fiddlehead is targeting to acquire low decline, cash flowing assets in undervalued oil and gas basins across North America
- Western Canadian Sedimentary Basin (“WCSB”) focus areas:
  - Foothills (Cardium, Glauconic, Ellerslie, Viking, Nisku, Leduc)
  - Southern Alberta (Ellerslie, Basal Quartz, Sunburst)
- WCSB is a gas prone basin, but liquids and liquid rich gas opportunities exist that boost margins

## Low-Risk Development

- Optimize assets to maximize cashflow and offset declines
- Review low risk development drilling opportunities on existing land
- Utilize the base cash flow to seek and acquire additional assets with a similar risk profile, decline curve, and cash flow
- Pursue growth through a measured drilling program and a targeted bolt-on acquisition of identified accretive opportunities

## Acquisition Pipeline

- Multiple acquisition opportunities in the pipeline varying in size from ~1,500 boe/d to ~6,000 boe/d
- Discussions have been had with three significant asset opportunities in the adjacent area that indicate a willingness to sell and a value that would be accretive to shareholders.
- Consolidating at a historically low multiple of 2-3x NOI generated in a trough in commodity prices provides substantial upside opportunity for Fiddlehead shareholders.





## Multi-Well Drilling Campaign



- Multi-well drilling campaign expected to commence in 2024 following the closing of the Acquisition, for an initial 2 Cardium horizontal wells, ramping to 4 horizontal wells per year

## Financial Discipline



- Fiddlehead will continue to reduce its debt balance with cash flow generated

## Future Acquisitions



- Fiddlehead will continue searching for undervalued assets across Alberta to make accretive acquisitions that will reward shareholders





## 1 Balance Sheet Flexibility

- Focus on acquiring cash flowing assets at historically low multiples utilizing a prudent blend of debt and equity
- Allocate cash flow to reduce debt within a reasonable period to limit financial risk, subject to ongoing capital structure
- Debt usage remains primarily for acquisition purposes

## 2 Hedging / Risk Management

- Targeting to hedge 50% of oil and 85% of gas production on a rolling basis to mitigate credit risk and provide predictable cash flows to support development capital
- Hedging strategy will be monitored and, in the event of a spike in commodity prices, will be increased if deemed advantageous

## 3 Prudent Capital Management Positioning for Growth

- Fiddlehead will maintain a policy of selective debt usage for accretive M&A opportunities
- Development drilling will be driven by operating cash flow and can be expanded or contracted as commodity prices dictate

## 4 Cost Management

- Management expertise in the focus area encourages optimization of operations to reduce operating costs, maintain and grow margins to build cash flow

# Management Team and Organization Overview



**FIDDLEHEAD**

Private & Confidential



# Experienced Executive Team

---

## **Brent Osmond | Chairman, President & CEO**

Mr. Osmond is a seasoned executive, with over 20 years of experience building innovative energy companies. Prior to founding Fiddlehead, Brent has held executive and officer positions with energy companies operating throughout Alberta, Saskatchewan, British Columbia, North Dakota, Montana and Texas. Mr. Osmond has a deep knowledge of the North American energy market and has focused the last decade of his career on identifying strategic opportunities within the energy sector. Mr. Osmond has worked for Husky Energy Inc., Questerre Energy Inc., Perpetual Energy Corp., and Mountainview Energy Inc. in the public domain, and private entities including Nytis Exploration Company Inc., and Clover Oil and Gas, Inc. He graduated from Memorial University of Newfoundland with a Bachelor of Commerce and is a Chartered Professional Accountant.

## **Ron Hornseth | Chief Operating Officer**

Mr. Hornseth is a professional engineer with over 25 years of experience in the upstream oil and gas industry. Prior to joining Fiddlehead, Ron held the role of GM Canada for TransGlobe Energy (now VAALCO Energy Inc.) where he ran their Canadian Business Unit. Ron has extensive expertise in asset development, business development, capital planning, reservoir engineering and reserves management both in Canada and internationally. Prior to TransGlobe Ron held roles of increasing responsibility with Perpetual Energy and Baytex Energy focusing on asset management and business development. Ron is a member of the Association of Professional Engineers and Geoscientists of Alberta (APEGA) and the Society of Petroleum Engineers (SPE). He graduated from the University of Alberta with a Bachelor of Science (Mechanical Engineering) degree.

## **Ying Yuen | Chief Financial Officer**

Mr. Yuen is a chartered accountant with over 30 years of experience in private and public companies in the energy sector. He has been founding shareholder, and chief financial officer, of two successful start-up private oil and gas companies. Mr. Yuen has extensive experience in debt and equity financings, as well as financial reporting, accounting, and taxation. He graduated from the University of Calgary with a Bachelor of Commerce degree.

## **Jim Shepherd | Vice President, Land & Business Development**

Mr. Shepherd has been a member of the Canadian Association of Petroleum Land & Energy Professionals since retiring from a professional hockey career in the United States and Europe. He completed a Bachelor of Arts degree at the University of Calgary and has worked as a mineral land negotiator and consultant for both public and private companies since 2008.

## **R.W. (Ron) Shepherd | Vice President, Exploration**

R.W. (Ron) Shepherd has been involved in the Canadian petroleum and mining industries for more than 40 years, serving as a founder, officer, and director of several private and publicly traded companies. Prior to Fiddlehead, Ron founded Grand Prix Energy Ltd., a private oil and natural gas royalty company based in Calgary, Alberta. He is a graduate of Queens University in Kingston, Ontario with an undergraduate degree in geology and a master's degree in business administration.



# Board of Directors & Advisory Member

## Proposed Board Structure

**Chairman,  
President & CEO**

Brent Osmond

**Independent  
Director**

Dale Miller

**Independent  
Director**

David Ritter

**Independent  
Director**

Gregory Turnbull

**Independent  
Director**

Neil Smith

### Dale Miller

Mr. Miller is a professional engineer with over 40 years of experience in the Oil and Gas industry, primarily in the Western Canadian Sedimentary Basin. He is currently President of Dark Horse Energy Consultants Ltd., and serves on the Board of Directors of Yangarra Resources Ltd. and Prairie Provident Resources. Prior thereto, Mr. Miller was President, COO & Director of Long Run Exploration Ltd., which at the time was producing ~30,000 boe/d was sold to Calgary Sinoenergy Investment in 2016 for ~\$770 million. Dale has an extensive senior management resume with exploration and production companies, including Pace Oil & Gas, Gibraltar Exploration and Penn West Petroleum. He holds a Bachelor of Science degree, Petroleum Engineering, from the University of Tulsa, and is a member of APEGA.

### David Ritter

Mr. Ritter is currently the President of The Haymarket Group, LLC, a boutique management consulting firm based in The Woodlands, Texas, USA. He is also an External Advisor for McKinsey and Company. Dave is an accomplished senior operations and strategic executive with over 45 years of experience in the energy industry. Most recently he was the Chief Operating Officer of Philadelphia Energy Solutions (PES) which was the largest refining complex on the US Eastern seaboard. Prior to that Dave was Senior Vice President in Saudi Refining, Inc. ARAMCO's US affiliate. Dave retired from Royal Dutch Shell at the end of 2010, as group Vice President of Global Competitive Intelligence and Strategy. Dave began his career with Mobil/ExxonMobil and held senior leadership positions in refining, marketing, supply, trading, M&A and corporate strategy and spent more than a third of his career outside the U.S. He also served as a leader in the Downstream oil & gas consulting practice of CG Ernst & Young, LLC.

David received his MBA in Finance as well as his bachelor's degree in civil engineering from Lehigh University. He also did post graduate work in Operations Management at the University of Southern California.

### Gregory Turnbull

Mr. Turnbull has previously served as an officer or director of many public and private companies, including as a director of Crescent Point Energy, Heritage Oil, Storm Resources, and Sunshine Oilsands, and as the Chair of Alberta Health Services and Chair of the Calgary Zoo. Greg is currently a director of Sleeping Giant and SNDL and is also a strategic advisor for Fasken Martineau DuMoulin LLP. Prior to joining Fasken, Greg was a long-time partner and managing partner at McCarthy Tétrault LLP. Greg has extensive experience in corporate governance matters providing advice to boards of directors and special committees, also in finance and securities transactions, including public and private share and debt financings, takeover bids, initial public offerings, business combinations and international stock exchange listings. Greg holds a Bachelor of Arts degree (with honours) from Queen's University and a Bachelor of Laws degree from the University of Toronto.

### Neil Smith

Mr. Smith has over 30 years of technical, financial and international capital markets experience. Most recently, Mr. Smith was the Chief Operating Officer at Crescent Point where he was responsible for all aspects of the company's capital budget, safe operations, reserves management and acquisition evaluations as well as corporate operations risk management analysis and social responsibility reporting. He has a proven track record of creating shareholder value through the innovative development of assets in a safe and capital-efficient manner. Mr. Smith holds a Bachelor of Applied Science degree in Geological Engineering and a Master of Business Administration degree in Finance. Mr. Smith joined the Board in December 2018.

### William (Bill) de Jong – Corporate Secretary

William (Bill) de Jong is a lawyer in the Capital Markets group with international law firm DLA Piper LLP, with a focus on the natural resources and energy sectors. Bill maintains a practice specializing in the areas of securities (regulatory and stock exchange compliance), mergers and acquisitions (M&A) and corporate finance. He acts for issuers and dealers in both domestic and cross-border debt and equity financing transactions and assists clients in public and private M&A transactions. In addition to his private practice, Bill sits as a board of director in a variety of contexts (public [TSXV, CSE, CBOE], private, and not-for-profit entities), has experience advising special committees and acting as independent counsel to boards in unique circumstances.



# Governance and Leadership

**Experienced leadership drives profitability, through safe and reliable operations**

## **Governance**

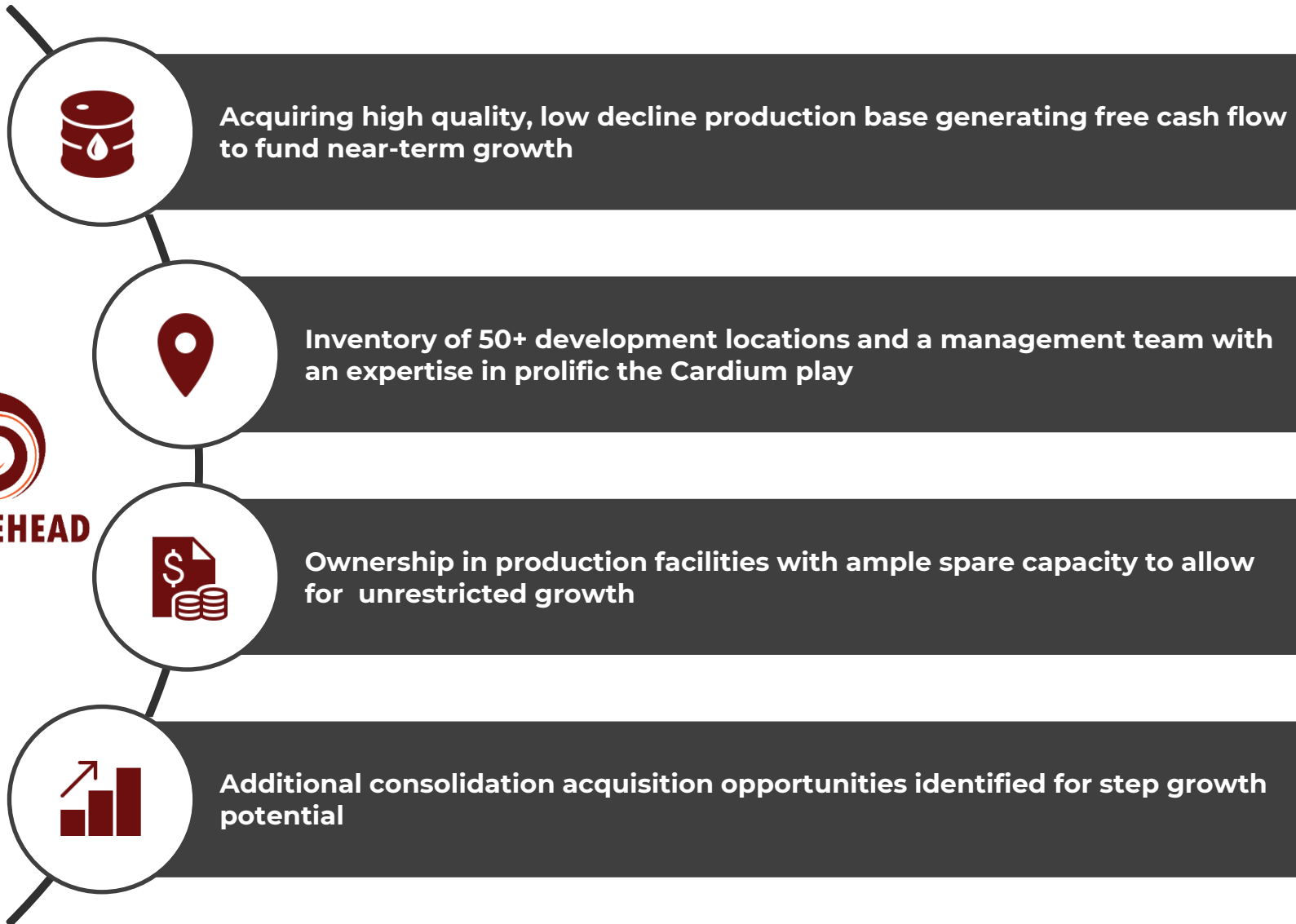
- Overall responsibility for strategy, execution, and operations rests with the CEO
- Fiddlehead board of directors provides oversight to CEO and management team
- Board consists of representatives from equity and debt investors, CEO and independent external advisors
- Overall strategy: to produce maximum possible profitability from the extraction and sale of Western Canadian crude oil and natural gas in a safe and environmentally responsible manner

## **Management Principles**

- Executive management located in Calgary, Alberta
- Field operations team will come with assets, ensuring continuity
- Operating philosophy and priorities
  - Safety first and foremost. Then health and environmental considerations.
  - Ensure reliable and safe operation with maximum overall recovery.
  - Optimize surface and downhole asset capabilities to maximize cash flow.

## **Commercial/Supply/Trading strategy and priorities**

- Secure highest sales price for all production with reliable, creditworthy purchasers.
- Manage product hedging strategies to mitigate downside risk.



# Supplemental Materials



**FIDDLEHEAD**

Private & Confidential



# Notes on Basis Risk

---

## Notes on hedging strategy:

- The effectiveness of our hedging and derivative strategies will be dependent upon the correlation of the price index utilized for the hedging activity and the cash or spot price of the physical commodity for which price risk is being mitigated.
- Basis risk is a term we use to define that relationship. Basis risk can exist due to several factors including time, product grade or location differences between the derivative instrument and the underlying physical commodity. Our selection of the appropriate index to utilize in a hedging strategy is a prime consideration in our basis risk exposure.

## Examples of our basis risk exposure are as follows:

- **Time Basis** — In entering over-the-counter swap agreements, the settlement price of the swap is typically the average price of the underlying commodity for a designated calendar period. This settlement price is based on the assumption that the underlying physical commodity will price ratably over the swap period. If the commodity does not price ratably over the periods, then weighted average physical prices will be weighted differently than the swap price as the result of timing.
- **Location Basis** — In hedging Hardisty crude spreads, we experience location basis because the settlement of Hardisty crude oil is based on crude delivered to the Hardisty crude hub. Our actual sale transactions will take place at locations other than Hardisty resulting in a logistics cost difference compared to the Hardisty Index.
- **Product Grade Basis** — When hedging Hardisty crude oil, we will experience product grade basis as the Hardisty indexes are based on sulfur, acidity, water and other variables. Our actual production will consist of crude oil and natural gas liquids and each of these products have a range of characteristics that can impact the specific price of the actual product sold. Our natural gas production may consist of natural gas liquids, condensate, butane and propane. As with crude oil, each of these products can vary based on product specifications which can impact the actual price.